


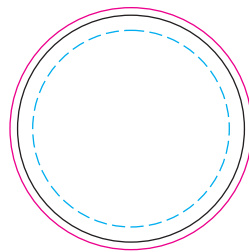



100% of Actual Size  
Pad Print (one colour)





100% of Actual Size  
Resin Dome



Blue Line = The SIGNIFICANT PRINT AREA  
(Keep all critical images & text within this box)  
Black Line = Maximum print area  
Pink Line = Bleed off to here